

Custos: Practical Tamper-Evident Auditing of Operating Systems Using Trusted Execution

Riccardo Paccagnella, Pubali Datta, Wajih Ul Hassan,
Adam Bates, Christopher W. Fletcher, Andrew Miller, Dave Tian



Logs Are Useful

Logs Are Useful

- 75% of incident response specialists said logs are the most valuable artifact during an investigation.¹

¹ Carbon Black Quarterly Incident Response Threat Report April 2019

Logs Are Useful

- 75% of incident response specialists said logs are the most valuable artifact during an investigation.¹

LOGGLY

 **logentries™**

 **LogRhythm™**

splunk>

 **Retrace**

 **logz.io**

syslog-ng

 **logstash**

 **tripwire**

 **Sysdig**

 **Logscape**

LOGMAT!C.IO

¹ Carbon Black Quarterly Incident Response Threat Report April 2019

CAPEC-268: Audit Log Manipulation

Attack Pattern ID: 268

Abstraction: Standard

Presentation Filter: Complete

▼ Description

The attacker injects, manipulates, deletes, or forges malicious log entries into the log file, in an attempt to mislead an audit of the log file or cover tracks of an attack.

CAPEC-268: Audit Log Manipulation

Attack Pattern ID: 268

Abstraction: Standard

Presentation Filter: Complete

▼ Description

The attacker injects, manipulates, deletes, or forges malicious log entries into the log file, in an attempt to mislead an audit of the log file or cover tracks of an attack.

Hackers are increasingly destroying logs to hide attacks

According to a new report, 72 percent of incident response specialists have come across hacks where attackers have destroyed logs to hide their tracks.



By [Catalin Cimpanu](#) for [Zero Day](#) | November 2, 2018 -- 16:36 GMT (09:36 PDT) | Topic: [Security](#)

Attack Model

Attack pattern:

1. Initial Access
2. Establish Foothold
3. Download Exploit
4. Privilege Escalation
5. Log Tampering

Attack Model

Attack pattern:

1. Initial Access
2. Establish Foothold
3. Download Exploit
4. Privilege Escalation
5. Log Tampering



Logs about the compromise
are crucial for forensics!


Attack Model

Attack pattern:

1. Initial Access
2. Establish Foothold
3. Download Exploit
4. Privilege Escalation
5. Log Tampering



**Logs about the compromise
are crucial for forensics!**



If the attacker does not tamper with them, we can detect the attack.

Attack Model

Attack pattern:

1. Initial Access
2. Establish Foothold
3. Download Exploit
4. Privilege Escalation
5. **Log Tampering**

**Logs about the compromise
are crucial for forensics!**

If the attacker does not tamper with them, we can detect the attack.

If the attacker tampers with them, we can't detect the attack.

Attack Model

Attack pattern:

1. Initial Access
 2. Establish Foothold
 3. Download Exploit
 4. Privilege Escalation
 5. Log Tampering
- 

Attack Model

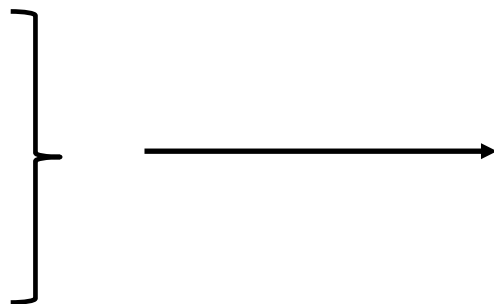
Attack pattern:

1. Initial Access
 2. Establish Foothold
 3. Download Exploit
 4. Privilege Escalation
 5. Log Tampering
 6. Lateral Movement
- 

Attack Model

Attack pattern:

1. Initial Access
2. Establish Foothold
3. Download Exploit
4. Privilege Escalation
5. Log Tampering
6. Lateral Movement

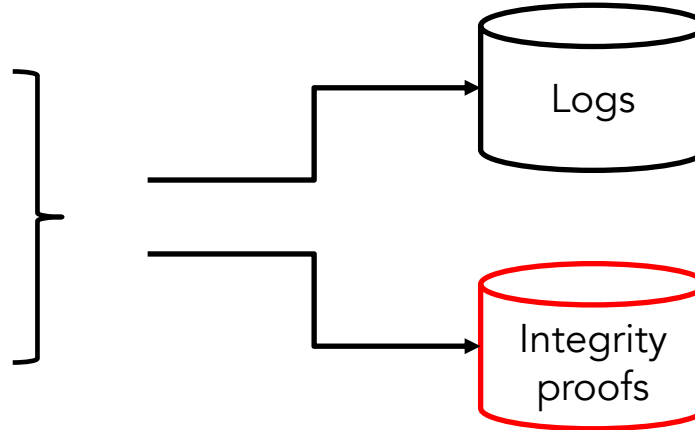


Central Server?

Attack Model

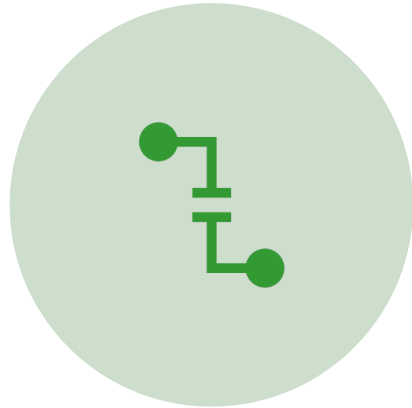
Attack pattern:

1. Initial Access
2. Establish Foothold
3. Download Exploit
4. Privilege Escalation
5. Log Tampering
6. Lateral Movement



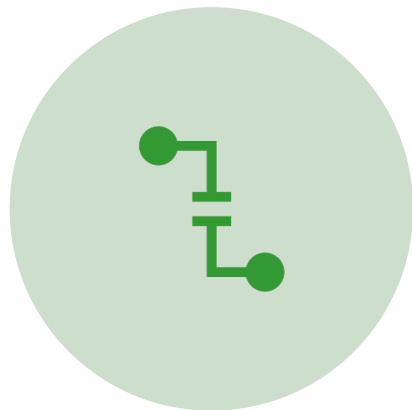
Design Overview

Design Overview



1) TAMPER-EVIDENT LOGGING

Design Overview



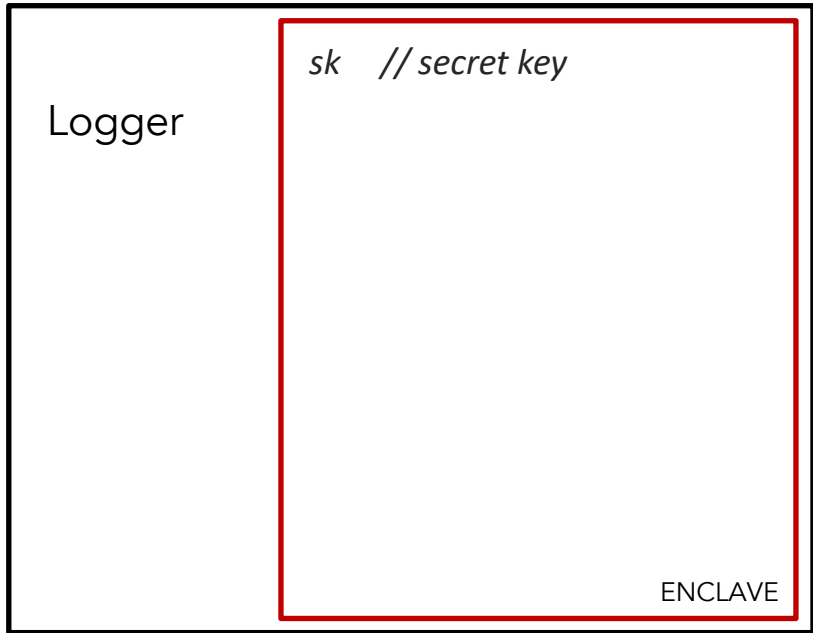
1) TAMPER-EVIDENT
LOGGING



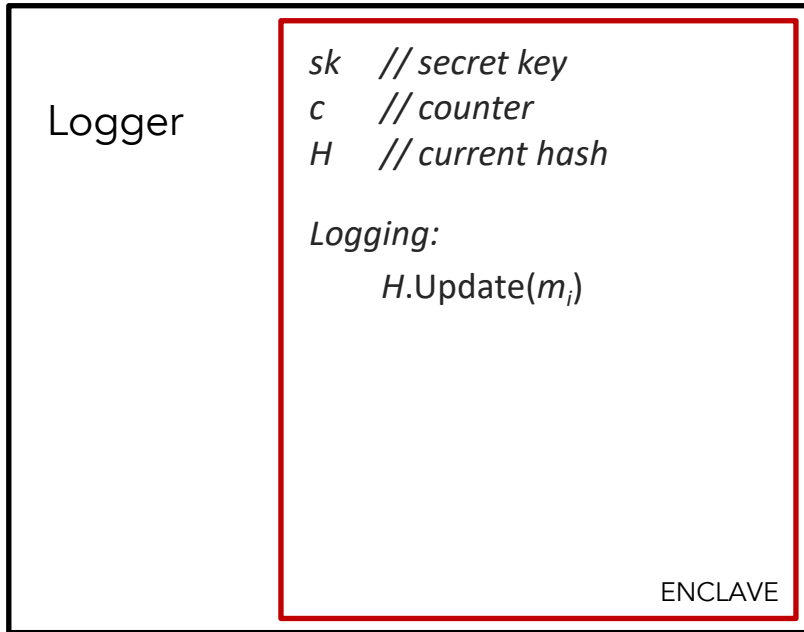
2) AUDITING



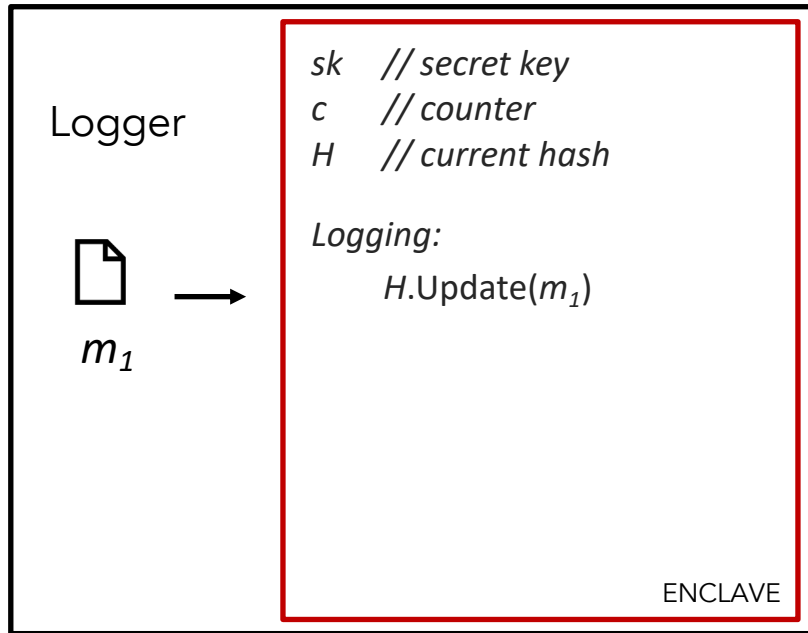
Logger



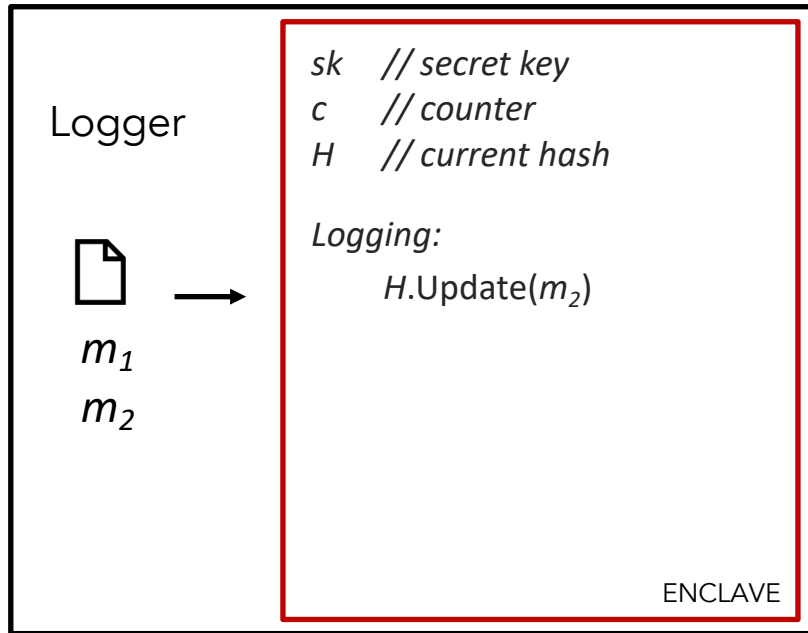
$$\sigma = \text{Sig}_{sk}(\text{Hash}(m_1 || \dots || m_h || c))$$



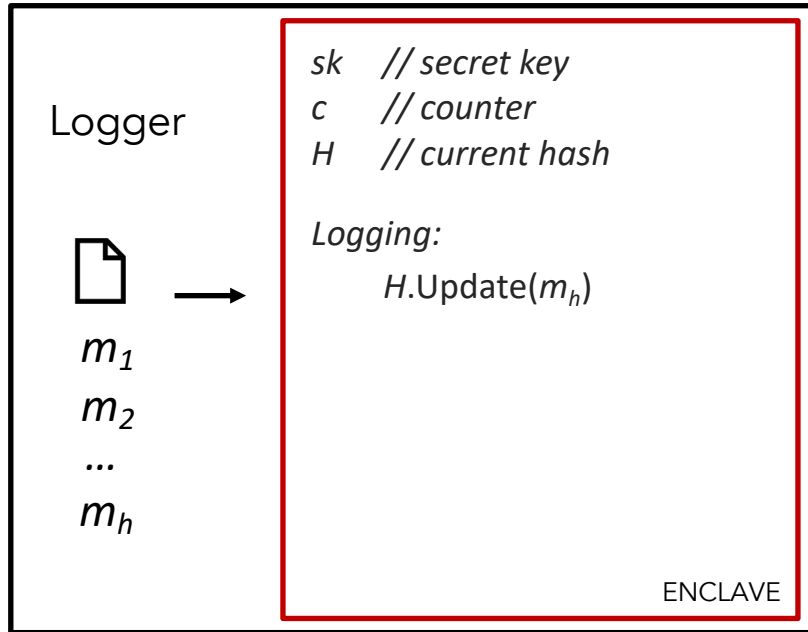
$$\sigma = \text{Sig}_{sk}(\text{Hash}(m_1 || \dots || m_h || c))$$



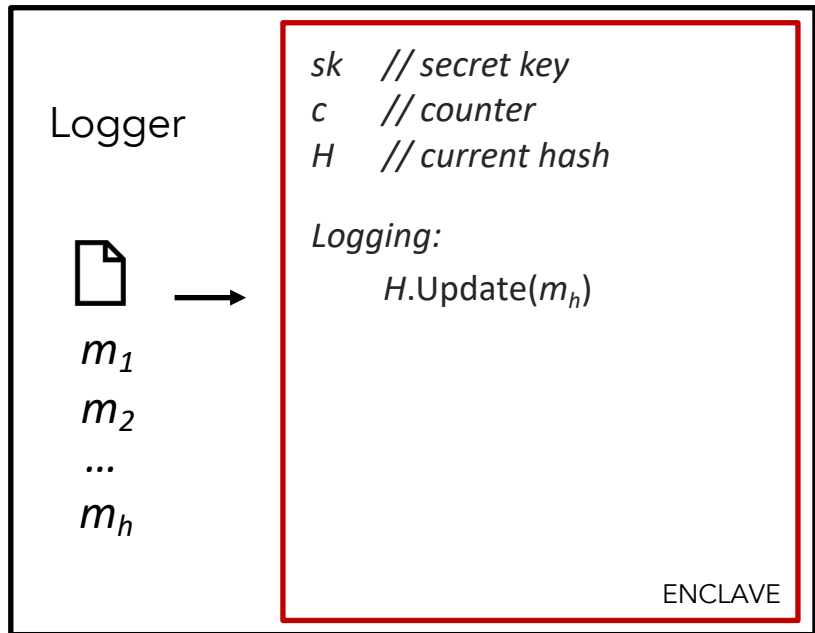
$$\sigma = \text{Sig}_{sk}(\text{Hash}(m_1 || \dots || m_h || c))$$



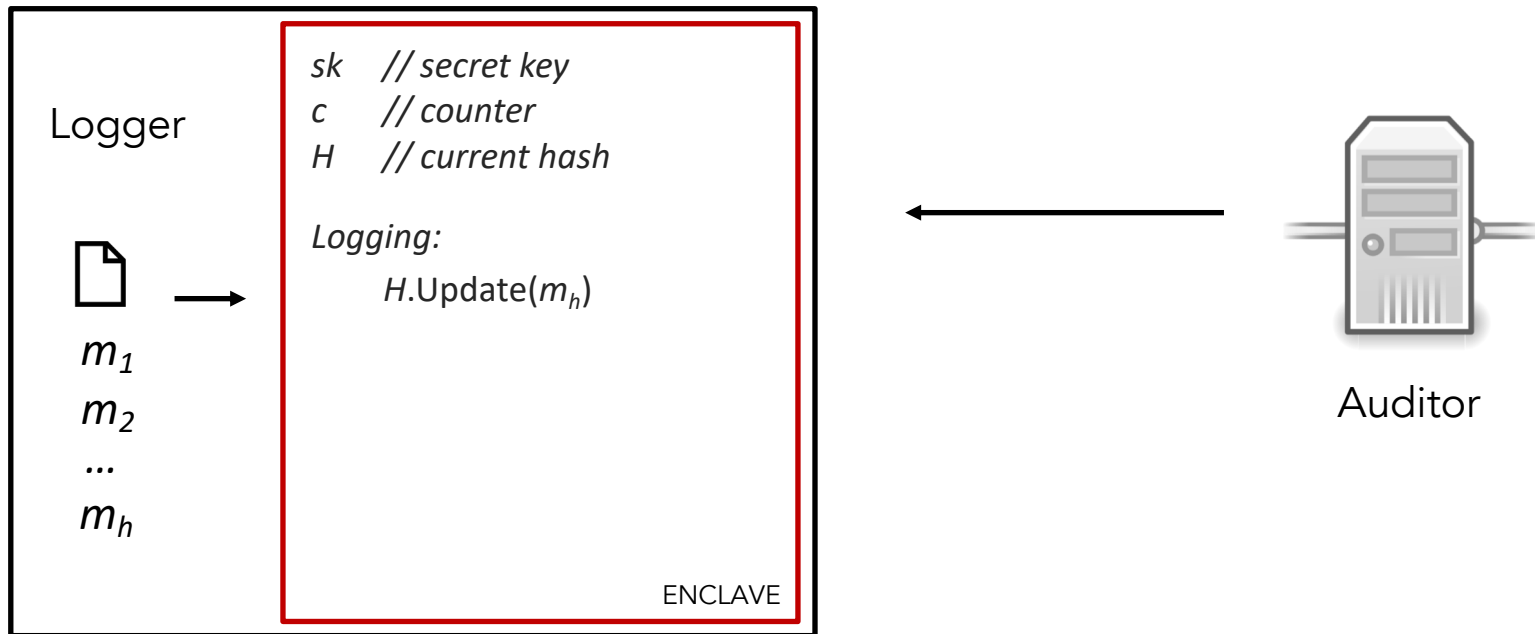
$$\sigma = \text{Sig}_{sk}(\text{Hash}(m_1 || \dots || m_h || c))$$



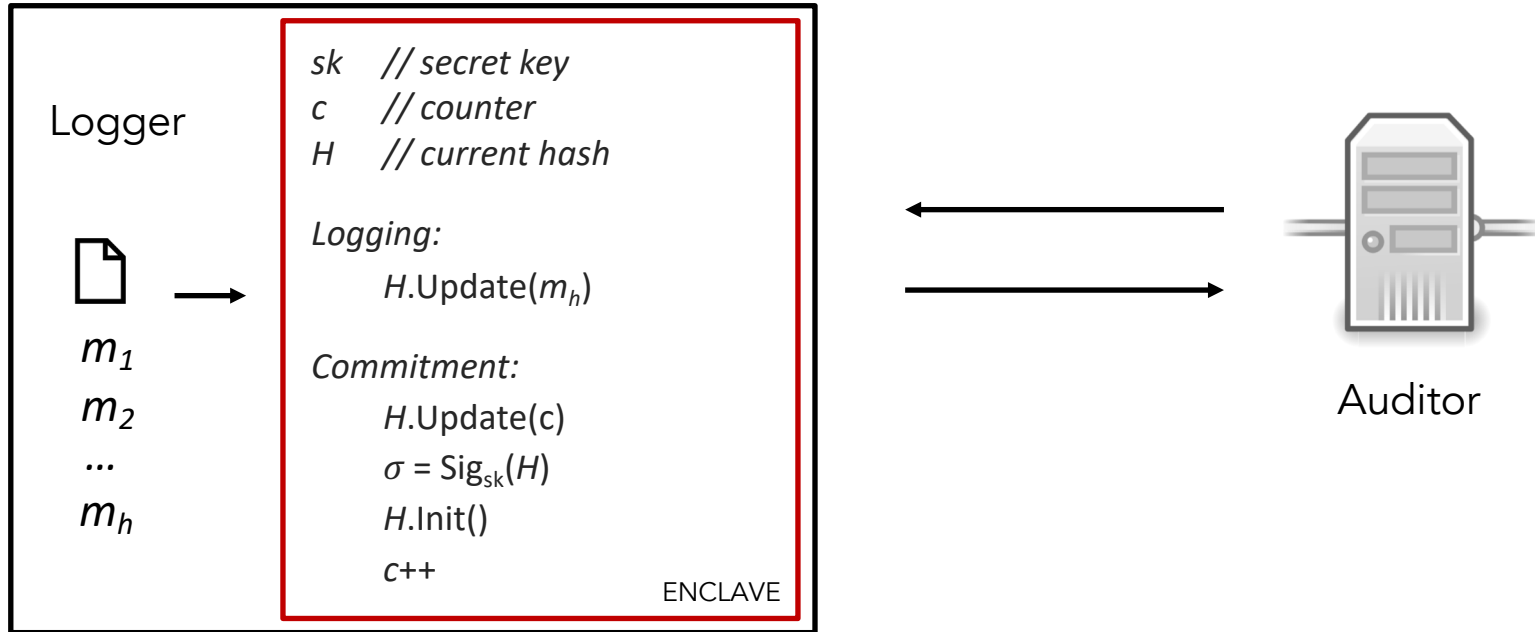
$$\sigma = \underline{\text{Sig}}_{sk} (\text{Hash}(m_1 || \dots || m_h || c))$$



$$\sigma = \text{Sig}_{sk}(\text{Hash}(m_1 || \dots || m_h || c))$$



$$\sigma = \text{Sig}_{sk}(\text{Hash}(m_1 || \dots || m_h || c))$$



Auditing




1) CENTRALIZED AUDITING

Auditing

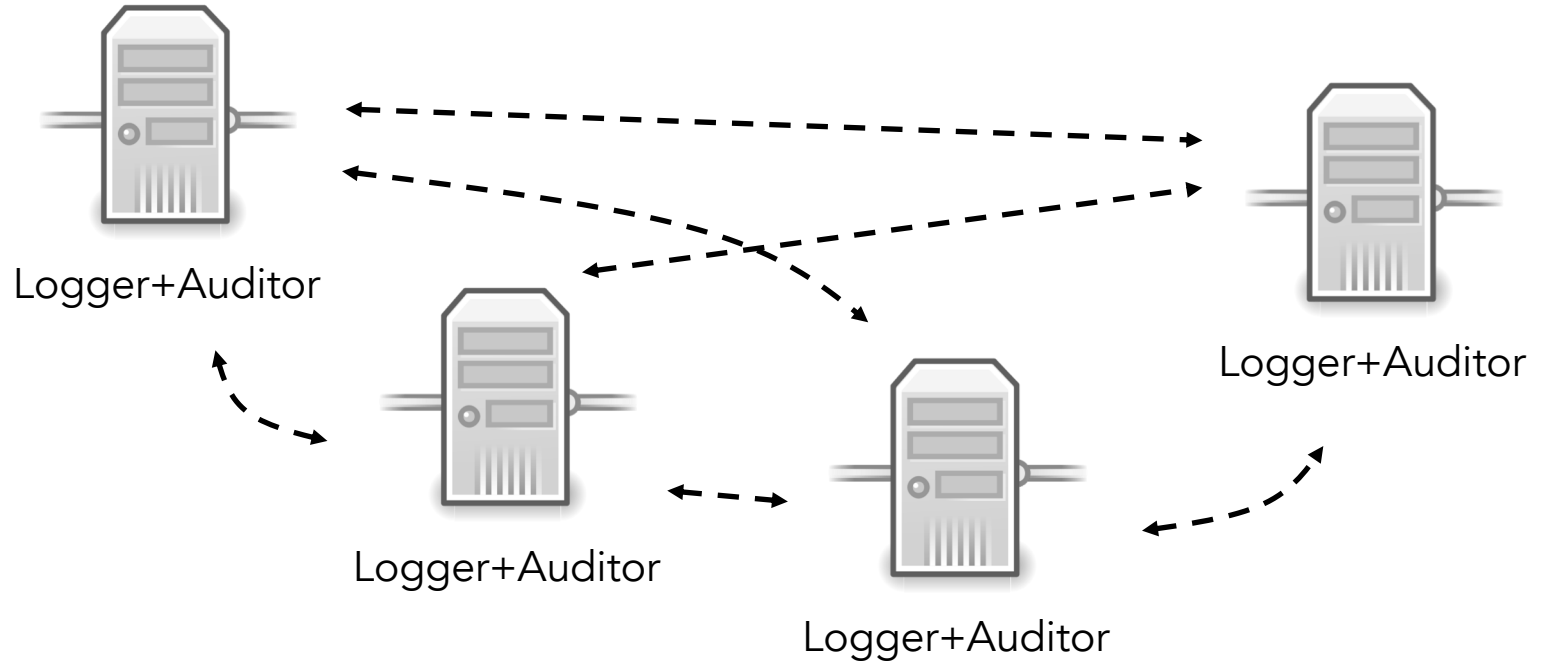


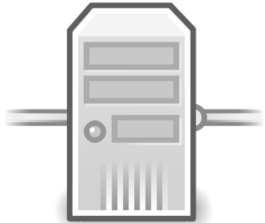
1) CENTRALIZED
AUDITING



2) DECENTRALIZED
AUDITING


Decentralized Auditing

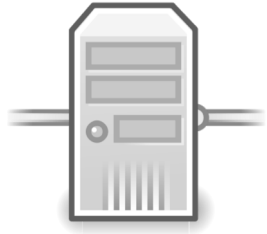




Logger v

pk_v -> public key of v






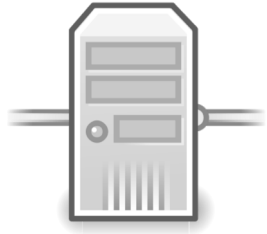
Logger v

pk_v -> public key of v

① *audit challenge*




$$\sigma = \text{Sig}_{sk_v} (\text{Hash}(m_1 || \dots || m_h || c))$$



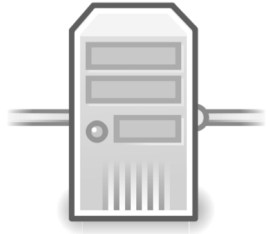
Logger v

pk_v -> public key of v

① audit challenge



$$\sigma = \text{Sig}_{sk_v}(\text{Hash}(m_1 || \dots || m_h || c))$$




Logger v

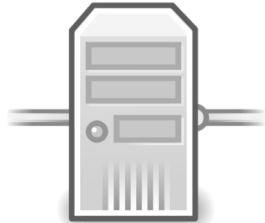
pk_v -> public key of v

① *audit challenge*

② *logs and σ*



$$\sigma = \text{Sig}_{sk_v} (\text{Hash}(m_1 || \dots || m_h || c))$$



Logger v

$pk_v \rightarrow$ public key of v

① *audit challenge*

② *logs and σ*

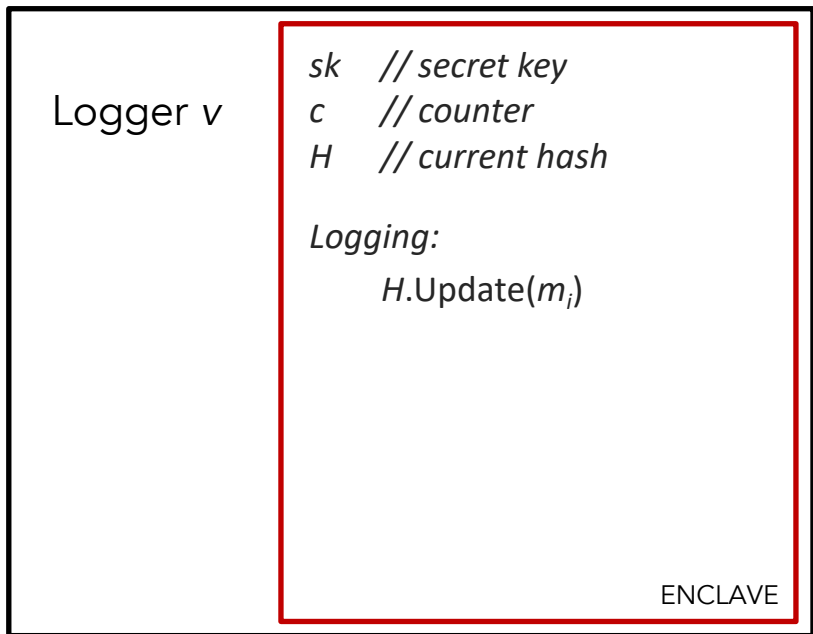
Auditor z

Verification ($\sigma, m_1, \dots, m_h, c$):
 $H = \text{Hash}(m_1 || \dots || m_h || c)$
result = $\text{Ver}_{pk_v}(\sigma, H)$

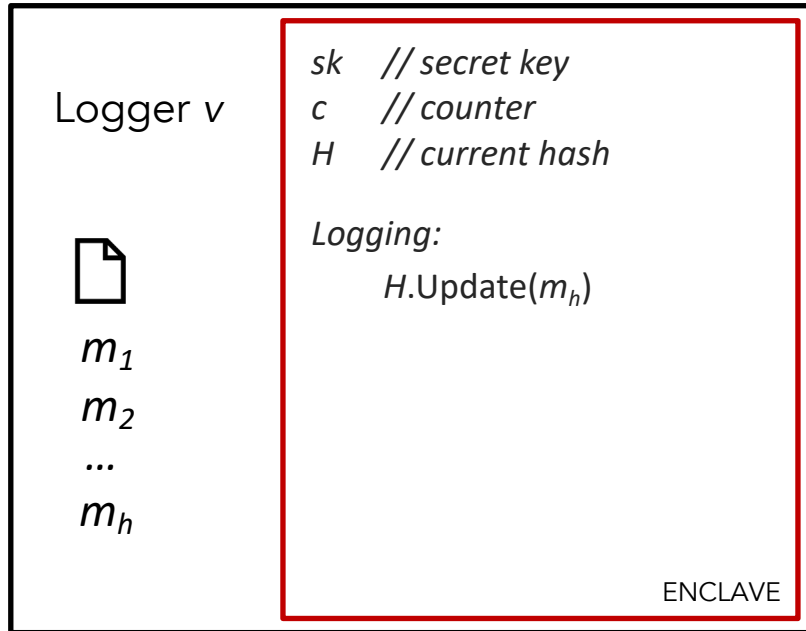
ENCLAVE

Security Analysis

Security Analysis



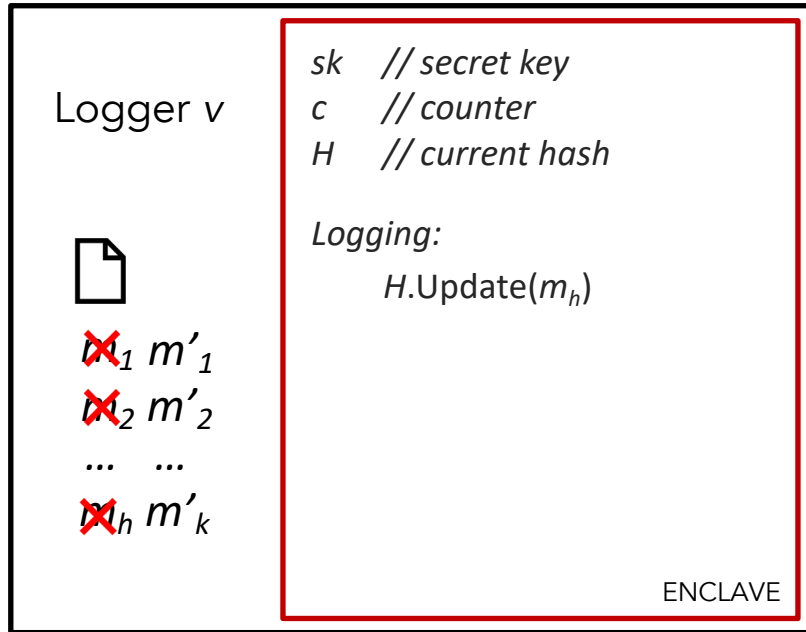
Security Analysis



Attack pattern:

1. Initial Access
2. Establish Foothold
3. Download Exploit
4. Privilege Escalation


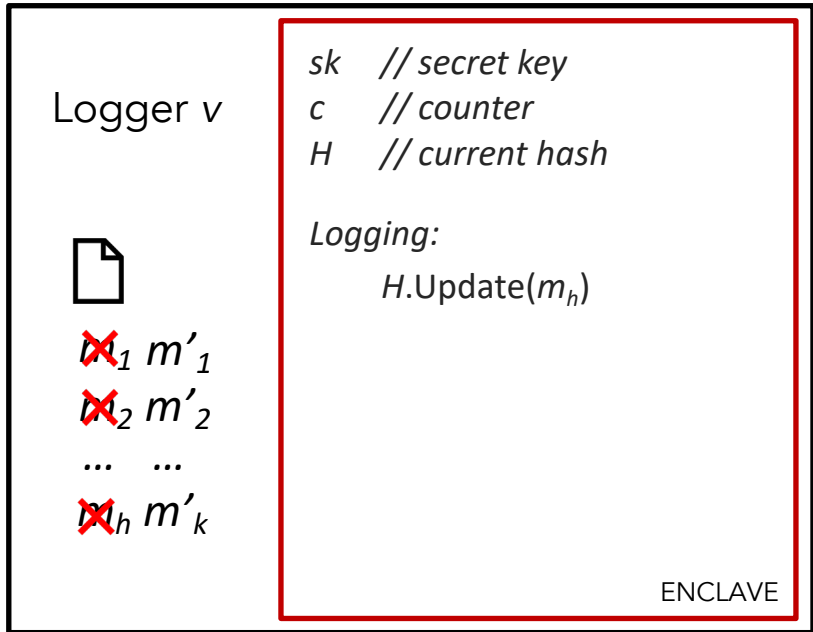
Security Analysis



Attack pattern:

1. Initial Access
2. Establish Foothold
3. Download Exploit
4. Privilege Escalation
5. **Log tampering**

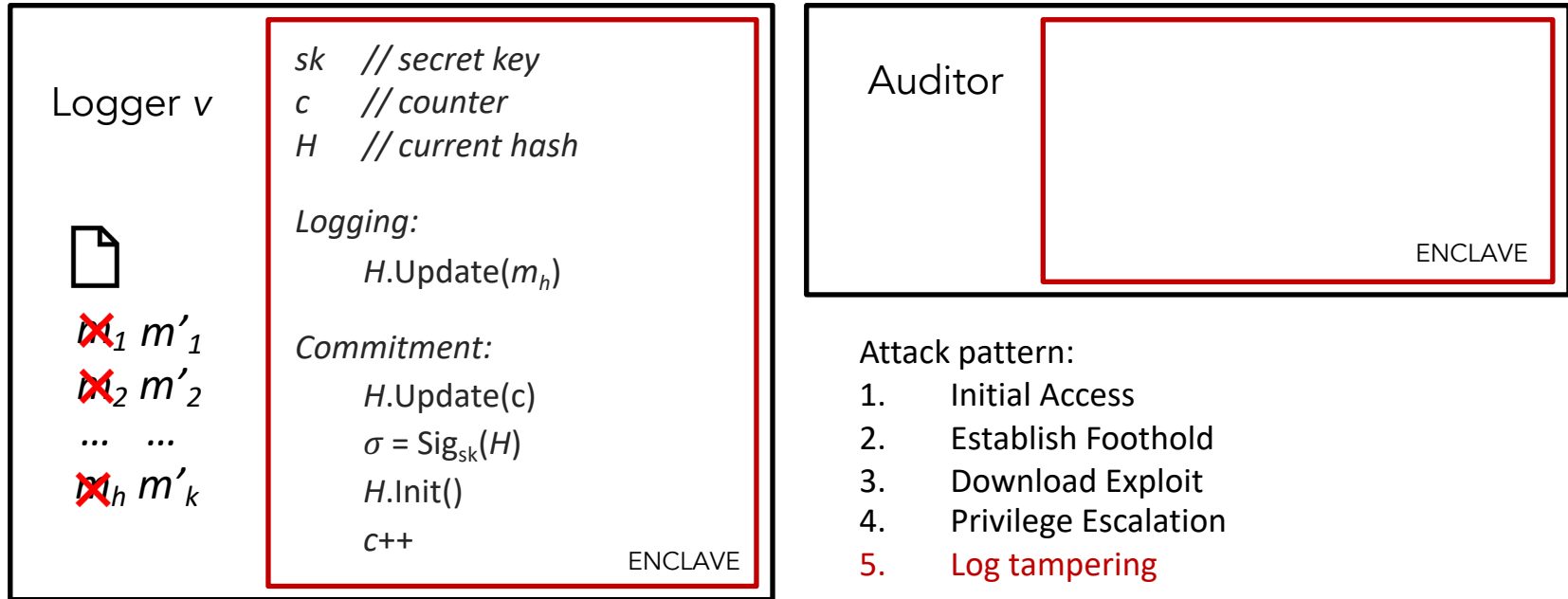
Security Analysis



Attack pattern:


1. Initial Access
2. Establish Foothold
3. Download Exploit
4. Privilege Escalation
5. **Log tampering**

Security Analysis



Security Analysis

Logger v



~~m'_1~~
 ~~m'_2~~
...
 ~~m'_k~~

```
sk // secret key
c // counter
H // current hash

Logging:
    H.Update( $m_h$ )

Commitment:
    H.Update(c)
     $\sigma = \text{Sig}_{sk}(H)$ 
    H.Init()
    c++
```

ENCLAVE

Auditor

```
Verification ( $\sigma, m'_1, \dots, m'_k, c$ ):
     $H = \text{Hash}(m'_1 \parallel \dots \parallel m'_k \parallel c)$ 
    result =  $\text{Ver}_{pk_v}(\sigma, H)$ 
```


ENCLAVE

Attack pattern:

1. Initial Access
2. Establish Foothold
3. Download Exploit
4. Privilege Escalation
5. **Log tampering**

Security Analysis

Logger v



~~m'_1~~
 ~~m'_2~~
...
 ~~m'_k~~

```
sk // secret key
c // counter
H // current hash


Logging:
  H.Update(m_h)

Commitment:
  H.Update(c)
   $\sigma = \text{Sig}_{sk}(H)$ 
  H.Init()
  c++
```

ENCLAVE

Auditor

```
Verification ( $\sigma, m'_1, \dots, m'_k, c$ ):
   $H = \text{Hash}(m'_1 \parallel \dots \parallel m'_k \parallel c)$ 
  result =  $\text{Ver}_{pk_v}(\sigma, H)$ 
```

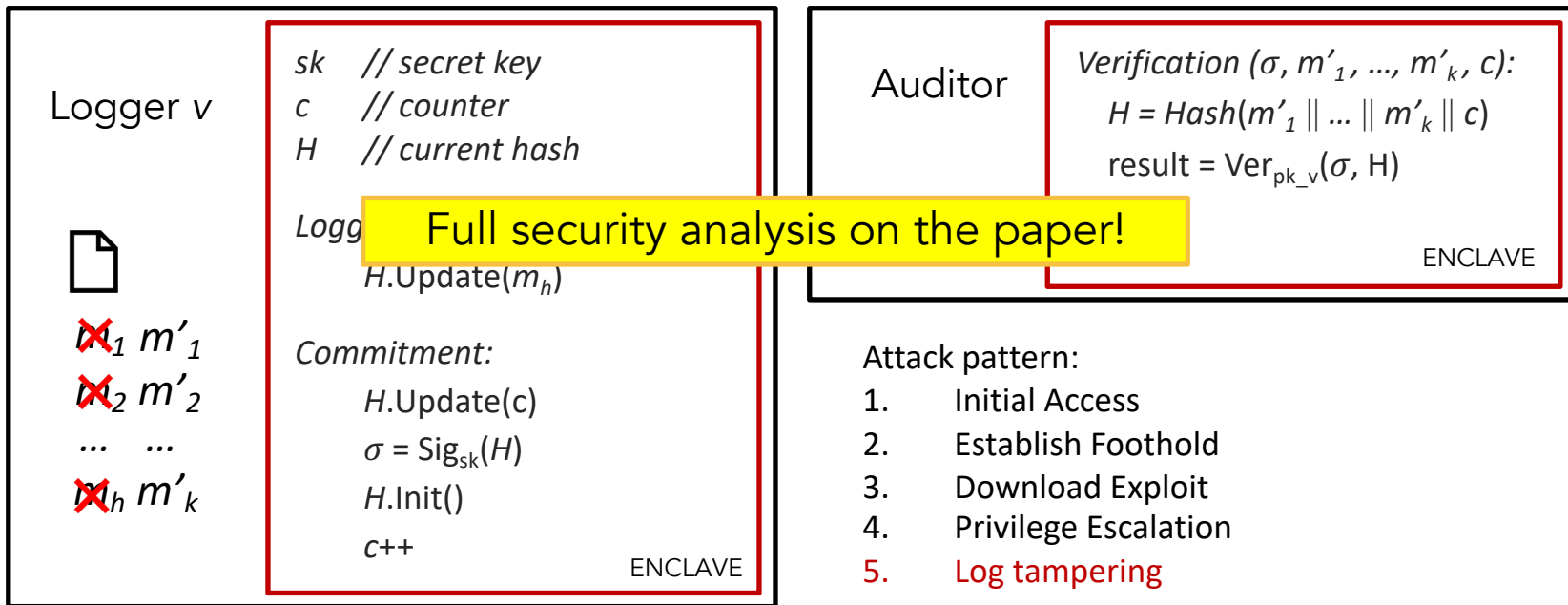


ENCLAVE

Attack pattern:

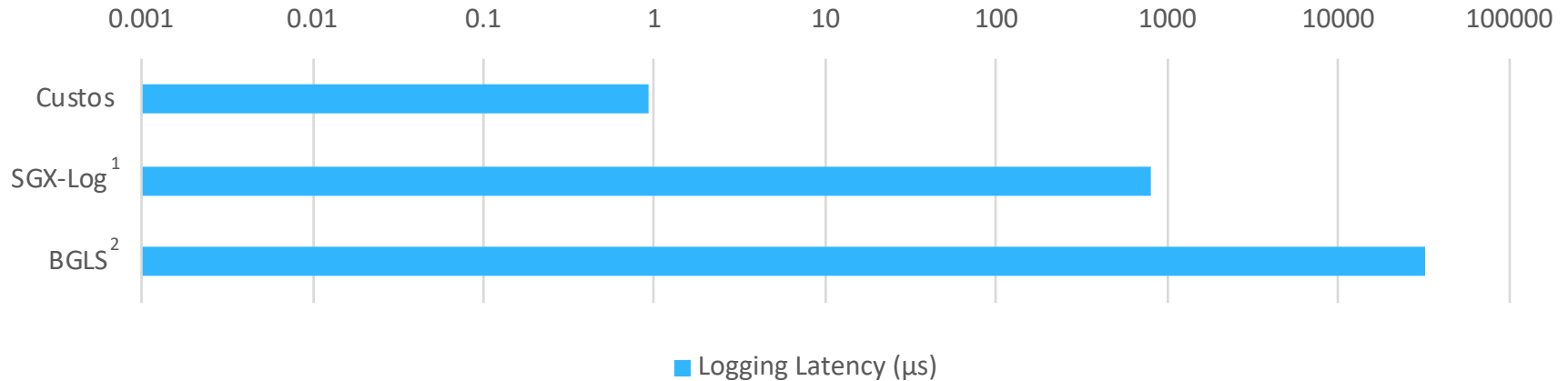
1. Initial Access
2. Establish Foothold
3. Download Exploit
4. Privilege Escalation
5. **Log tampering**

Security Analysis



Microbenchmarks

Microbenchmarks

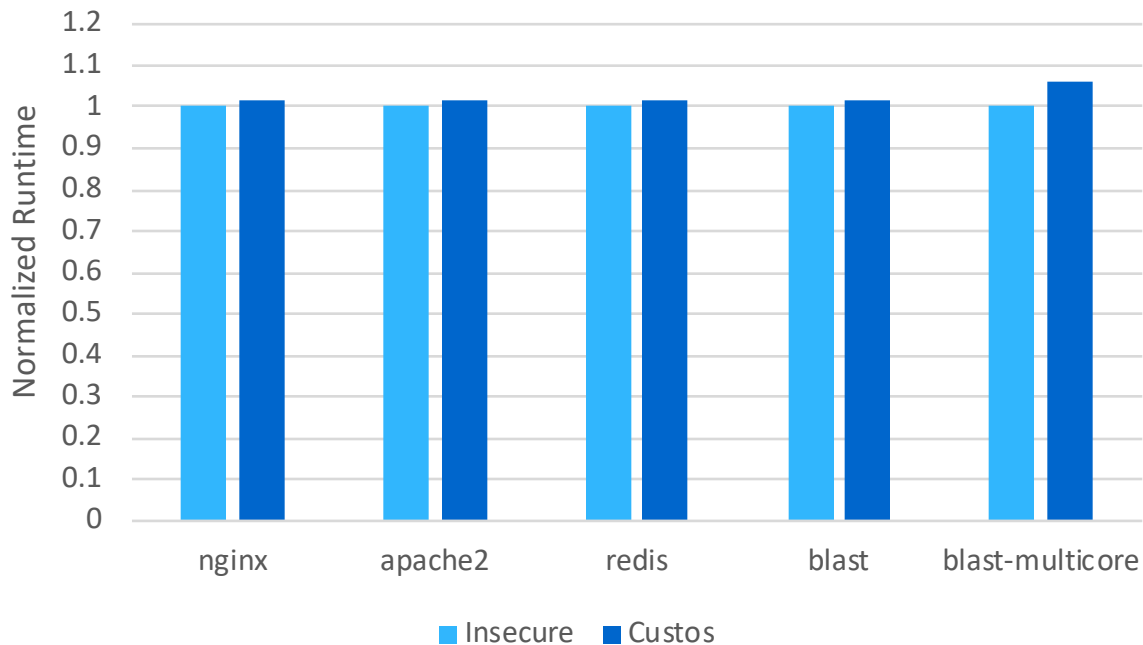


¹ Karande et al. "SGX-log: Securing System Logs With SGX." ASIACCS 2017.

² Hartung et al. "Practical and Robust Secure Logging from Fault-Tolerant Sequential Aggregate Signatures", ProvSec 2017

Application Benchmarks

Application Benchmarks



Realistic Case Study

Realistic Case Study

- Deploy Custos on 100 nodes.

Realistic Case Study

- Deploy Custos on 100 nodes.
- Replay attack from DARPA Transparent Computing engagement:
 - Professional red-team emulating a nation state attacker.

10:52

1. Failed Compromise Attempt (Exploit of Firefox 54.0.1)

11:42

2. Initial Access (Exploit of Firefox 54.0.1)
3. Unprivileged Shell

11:46

Complete the attack

10:52

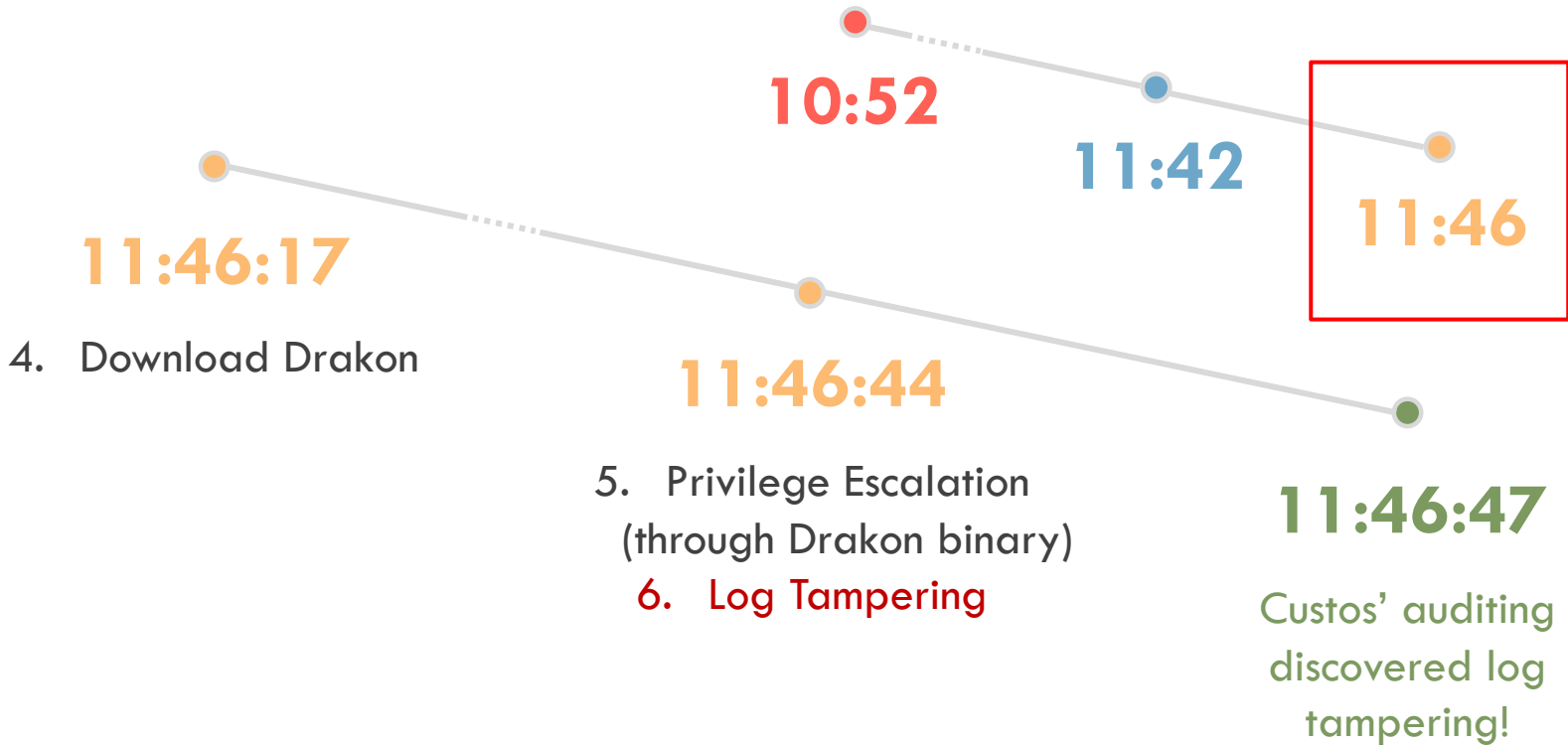
1. Failed Compromise Attempt (Exploit of Firefox 54.0.1)

11:42

2. Initial Access (Exploit of Firefox 54.0.1)
3. Unprivileged Shell

11:46

Complete the attack



Conclusion

Conclusion

- Log integrity is important.

Hackers are increasingly destroying logs to hide attacks

According to a new report, 72 percent of incident response specialists have come across hacks where attackers have destroyed logs to hide their tracks.



By [Catalin Cimpanu](#) for [Zero Day](#) | November 2, 2018 -- 16:36 GMT (09:36 PDT) | Topic: [Security](#)

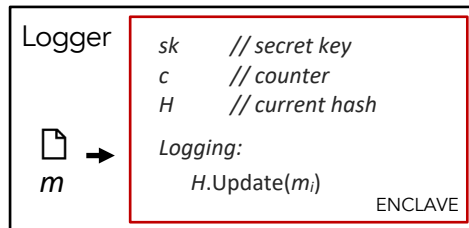
Conclusion

- Log integrity is important.
- Custos is a **practical** solution for log integrity.

Hackers are increasingly destroying logs to hide attacks

According to a new report, 72 percent of incident response specialists have come across hacks where attackers have destroyed logs to hide their tracks.

 By Catalin Cimpanu for Zero Day | November 2, 2018 -- 16:36 GMT (09:36 PDT) | Topic: Security



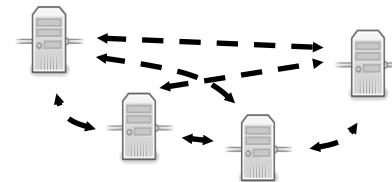
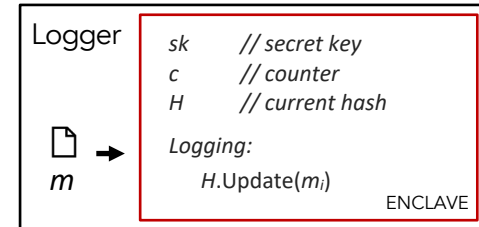
Conclusion

- Log integrity is important.
- Custos is a **practical** solution for log integrity.
- Custos can discover log tampering in near real-time.

Hackers are increasingly destroying logs to hide attacks

According to a new report, 72 percent of incident response specialists have come across hacks where attackers have destroyed logs to hide their tracks.

 By Catalin Cimpanu for Zero Day | November 2, 2018 -- 16:36 GMT (log 36 PDT) | Topic: Security



Conclusion

- Log integrity is important.
- Custos is a **practical** solution for log integrity.
- Custos can discover log tampering in near real-time.
- <https://bitbucket.org/sts-lab/custos>

Hackers are increasingly destroying logs to hide attacks

According to a new report, 72 percent of incident response specialists have come across hacks where attackers have destroyed logs to hide their tracks.

 By Catalin Cimpanu for Zero Day | November 2, 2018 -- 16:36 GMT (log 36 PDT) | Topic: Security

